

THE RESIDUAL EFFECT OF DELTAMETRINE IN THE CONTROL OF MALARIA AS OBSERVED ON DIFFERENT TYPES OF WALLS IN THE BRAZILIAN AMAZON

Regina FIGUEIREDO², Wanderli P. TADEI², Bedsy DUTARY THATCHER²

ABSTRACT — The residual power of deltamethrin FW (25 mg i.a./m²) was evaluated and compared to that of DDT (2 g i.a./m²) by means of biological tests. The different kinds of material used in constructing houses in Amazonia, such as: masonry, wood, and wattle and daub, were used. Data from logistic regression showed that the drop in mortality, the inclination of the curve in relation to time, was similar for the two insecticides in the first samples. The negative coefficient for the variable, months after application, confirmed a reduction in the activity of both insecticides. Wooden and wattle walls showed positive and negative coefficients respectively from the beginning. The wooden walls retained a residual effect but the wattle walls were shown to be the least indicated for the application of insecticides. The experiments demonstrated a more prolonged residual effect for deltamethrin as compared to DDT, and that insecticides work better on brick and cement and wooden walls than they do on wattle and daub constructions. For these reasons, it would be necessary to spray brick and cement walls every 8 months, wooden ones every 9 months and wattle constructions every 7 months to control the vectors of malaria.

Key words: Malaria Control, Deltamethrin, Masonry, Wood, Wattle and Daub.

O Efeito Residual de Deltametrina no Controle da Malária Observado sobre Diferentes Tipos de Paredes na Amazônia Brasileira.

RESUMO — O poder residual da deltametrina FW (25 mg i.a./m²) foi avaliado e comparado com o DDT (2 g i.a./m²), por meio de provas biológicas. Foram utilizados diferentes tipos de materiais frequentemente usados na construção de casas na Amazônia: alvenaria, madeira e taipa. Os dados da regressão logística evidenciaram que a queda da mortalidade, inclinação da reta em relação ao tempo é semelhante para os dois inseticidas, nas primeiras amostragens. O coeficiente negativo para a variável Meses após aplicação confirma a redução de atividade de ambos os inseticidas. A madeira e a taipa apresentam coeficientes positivos e negativos respectivamente, desde o tempo zero, demonstrando a contribuição positiva do primeiro substrato em ambos intervalos de tempo, e o segundo como o menos indicado para a aplicação dos inseticidas. Os testes mostraram o efeito residual mais prolongado da deltametrina em relação ao DDT, sendo a madeira e a alvenaria substratos de melhor atuação dos inseticidas, em relação à taipa. Os resultados globais de mortalidade indicam que o ciclo semestral de borrifacção pode ser estendido para 8 meses na alvenaria, 9 meses na madeira e 7 meses na taipa.

Palavras chaves: Controle da malária, Deltametrina, Alvenaria, Madeira, Taipa

INTRODUCTION

In Brazil, according to recent estimates (Marques & Cardenas, 1994), about 152,669 people live in areas of continuous malaria transmission and 5,400,000 live in high risk areas found in the following states of greater Amazonia: Acre,

Rondonia, Amazonas, Roraima, Amapá, Pará, Maranhão, Mato Grosso and Tocantins. In 1993, these areas were responsible for 85% of the malaria cases registered in the country. Of the 483,300 people who were found by the FNS (National Health Foundation) to be carrying plasmodia, 479,100, or 91% of that

¹ Trabalho subvencionado CNPq/Químico.

² Instituto Nacional de Pesquisas da Amazônia CPCS, Caixa Postal 478, CEP 69011-970 Manaus, Am. BRASIL.

total, were from Amazonia (Marques & Carrdenas, 1994).

The opening of new frontiers for development in Amazonia produced profound changes that altered the organism-environment relationships. The enormous size of the dams and reservoirs attract large human populations to the vicinity of the construction sites (Tadei *et al.*, 1983). Also, the uncontrolled and improvised activities in the pit mines result in an intense contact between miners and populations of Anopheles which make mosquito control measures virtually impossible (Tadei *et al.*, 1988).

In the Amazonian region, the traditional control methods, based on intradomicilliary spraying and treatment of human cases, do not achieve the same results as in areas of high populational density and elevated indices of social and economic development (such as the South and Southeast of Brazil). Considering the conditions in the tropics, where habitats favors high densities of mosquito populations, it is necessary to utilize a wider spectrum of control strategies. Also, different parameters in relation to the vector must be taken into account (PAHO/WHO, 1991; Tadei, 1993).

In spite of the fact that Amazonia is an endemic area for malaria and there are permanent campaigns which attempt to prevent it by eliminating the vectors, there is a lack of information about the effectiveness of piretroides under tropical conditions and in Amazonian houses.

In the present study, the residual power of deltamethrine FW (25 mg i.a./m²) was evaluated in comparison to that of DDT 2 g i.a./m²) by means of biological tests during 360 days on materials

frequently used in house construction in the Amazon, namely: brick and cement; wood; and wattle and daub.

MATERIAL AND METHODS

In the present study, three experimental houses were built in an isolated location on the INPA (National Institute for Amazonian Research) campus. The houses were made of the material that is most often used in Amazonia: masonry; wood; and wattle daub (Fig. 1). The houses were sprayed utilizing a suspension of aqueous K-Othrine Flow-SC50 (Deltamethrine 5%) at a concentration of 25 mg i.a./m². The dilution was 125 ml/10 liters of water. The DDT was used in the form of a wettable powder at a concentration of 2 g i.a./m².

For the biological tests, unfed female anophelines were collected monthly in a cattle corral located on BR-174 (Manaus-Boa Vista highway). The biological experiments to test the residual effects of deltamethrine on walls were carried out in accordance with WHO (1975) recommendations.

RESULTS AND DISCUSSION

On the masonry (Tab. 1), the DDT showed higher mortality percentages up to 60 days than did the deltamethrine and then its activity began to decline. On that type of wall, the deltamethrine did not cause 100% mortality and the effect of both insecticides diminished greatly at 180 days. No residual effect remained for either insecticide after 360 days.

On wooden walls (Tab. 1), it was seen that, except for the 30 day period when DDT showed 100% mortality, the action of the deltamethrine was actually superior. It lost its effect more slowly



Figure 1. b= mud; a= masonry and m= wood's houses in the experimental area.

Table 1. Anopheline mortalities obtained on masonry and wooden walls sprayed with DDT or deltamethrine in Manaus between April, 1994 and March, 1995.

Days after treatment	Number of anophelines tested/surface						MORTALITY					
	MANSORY			WOOD			MANSONRY			WOOD		
	FW	DDT	C	FW	DDT	C	FW	DDT	C	FW	DDT	C
30	150	150	30	150	150	30	147(98,00)	151(100,00)	0	147(98,00)	150(100,00)	0
60	151	152	30	150	151	30	137(90,77)	152(100,00)	0	148(98,67)	145(96,01)	0
90	150	150	30	150	150	30	120(80,00)	125(83,33)	0	141(94,00)	127(84,67)	0
120	150	151	30	151	150	30	146(97,33)	133(88,08)	0	147(97,22)	*137(91,05)	*1
150	152	149	30	150	149	30	136(89,49)	128(85,89)	0	146(97,33)	134(89,93)	0
180	149	151	30	149	150	30	139(93,31)	121(80,20)	0	127(85,20)	139(92,67)	0
210	150	149	30	150	149	30	97(64,59)	70(46,80)	0	140(92,30)*	124(80,62)	*2
240	150	149	30	147	150	30	77(51,36)	71(47,75)	0	89(60,59)	88(58,67)	0
270	149	149	30	150	149	30	64(42,82)	66(41,52)	0	95(61,96)	85(55,71)	*1
300	150	151	30	150	149	30	33(19,47)*	30(17,68)*	1	56(37,33)	71(47,65)	0
330	151	148	30	150	148	30	10(0)*	9(0)	*1	52(34,67)	45(30,40)	0
360	148	150	30	148	148	30	14(0)*	19(0)	*2	48(32,58)	32(21,62)	0
TOTAL	1800	1799	360	1795	1793	360	1120(62,22)	1075(59,75)	4	1336(74,42)	1277(71,22)	4

() = Percentage

()* = Percentage corrected by Abbott's formula

FW = aqueous deltamethrine (5%)

and had an abrupt drop in activity only after 210 days. On this type of wall, both insecticides continued to show high mortality percentages up to 360 days after treatment. By comparing the two types of walls, it can be seen that the insecticides were about 20% more effective on the wood than on the masonry.

On wattle/daub walls, neither insecticide reached a level of 90% mortality at 30 days. Both insecticides gradually improved their effectiveness at 150 days post application (Tab. 2). After 210 days, the activity of both insecticides was reduced but that of deltamethrin remained about two and one-half times that of DDT.

Thirty minutes after exposure

(Tab. 3) the coefficients for the variables Months after application/Surface and Months after application/Insecticide were: masonry, -0.502; wattle, -0.523; and DDT, -0.991, all negative values while for wood (+0.073) and for deltamethrin (+0.991) positives were seen. These figures indicate three things, namely: 1. The activity of both insecticides dropped off. 2. The greatest potential of deltamethrin was shown after 30 minutes and the major activity of DDT after 24 hours. 3. Wood is the best substrate of the three in maintaining insecticide activity.

After 24 hours (Tab. 3), for the variable Months after application, a negative coefficient (-0.450) confirmed a

Table 2. Anopheline mortalities obtained on wattle/daub walls sprayed with DDT or deltamethrin in Manaus, between April, 1994 and May, 1995.

Days after treatment	Number of anophelines tested			Mortality		
	FW	DDT	C	FW	DDT	C
30	150	148	30	117(77,89)	131(87,33)	0
60	149	150	30	129(86,58)	116(77,33)	0
90	151	149	30	128(84,81)	108(72,48)	0
120	146	150	30	136(92,08)	*123(79,23)*	2
150	146	148	30	136(93,16)	130(87,83)	0
180	125	150	30	88(70,42)	118(78,67)	0
210	148	149	30	98(64,76)*	45(27,10)*	1
240	149	150	30	71(45,98)*	31(18,20)*	1
270	150	150	30	8(5,33)	4(2,67)	0
300	151	151	30	55(36,41)	24(15,80)	0
330	149	148	30	25(16,77)	15(10,13)	0
360	148	149	30	19(12,83)	17(11,41)	0
TOTAL	1762	1792	360	1010(57,32)	862(48,10)	4

() = Percentage

()* = Percentage corrected by Abbott's formula

FW = aqueous deltamethrin (5%)

C = control

Table 3. Coefficients predicted by regression analysis of the variables that were significant for the mortality of *Anopheles nuneztovari* after 30 minutes and 24 hours.

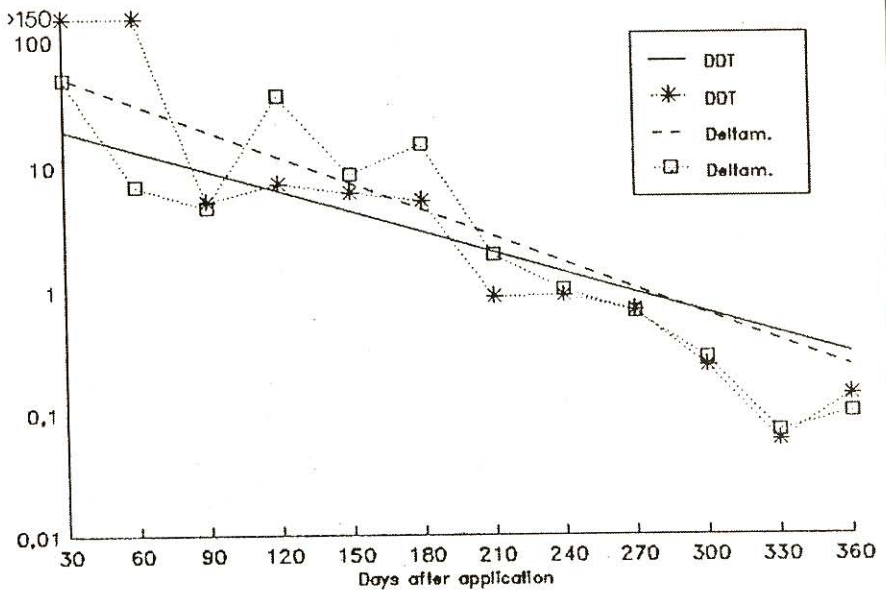
Variable	Coefficient		Standard deviation		Similarity Index	
	30'	24h	30'	24h	30'	24h
Months after application	-0,297	-0,450	0,0069	0,009	1310,2(1)	3933,0(1)
Surface					297,4(3)	82,2(3)
Masonry	-0,502	0,492	0,0488	0,129		
Wood	0,073	0,612	0,0436	0,137		
Wattle/Daub	-0,523	-0,884	0,0476	0,048		
Insecticide					1733,1(1)	493,4(1)
DDT	-0,991	-0,509	0,0292	0,026		
Deltametrine	0,991	0,505				
Months after application x superface					960,2(3)	
Masonry	-	-0,126		0,016		
Wood	-	-0,031		0,016		
Wattle/Daub	-	-0,007		0,014		

reduction in the activity of both insecticides, which had already been detected at 30 minutes. With regard to surfaces, the masonry showed a positive coefficient (+0.4919), which was the reverse of what had been seen at 30 minutes. The wood showed a positive coefficient (+0.073/+0.6115) and the wattle a negative one (-0.523/-0.8836) from the start of the experiment. This demonstrates the positive contribution of the first substrate in both time intervals (30 minutes and 24 hours). It also shows that the wattle/daub surface is the least efficient for the application of insecticides. However, the coefficients for the interaction of Months after application x Surface are all negative for the three surfaces indicating a drop in mortality on all of them with the passage of time. For the interaction Months after application x Insecticide, a negative coefficient for DDT (-0.509) and a positive one for deltametrine (+0.505) confirms the superiority of the latter in this time interval.

When we look at the mortality indices given in Figure 2/4, we can see that in the first two tests (30 and 60

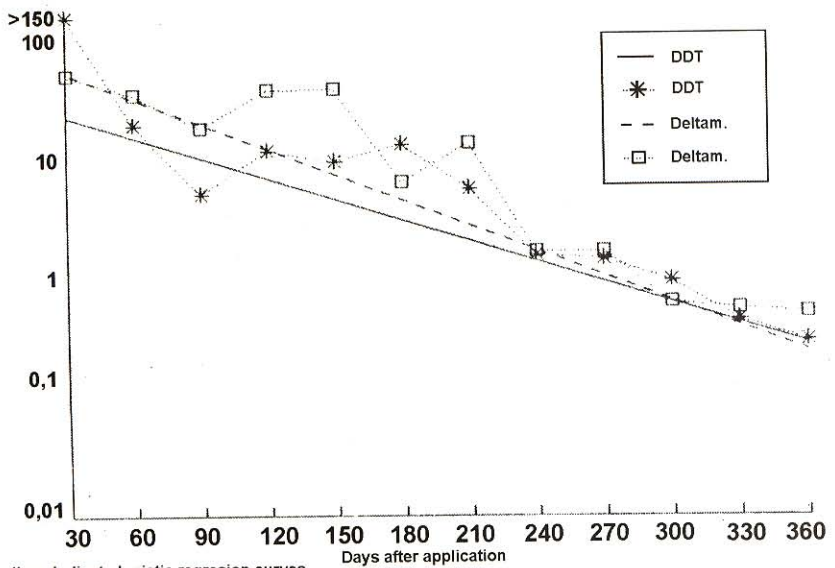
days after application), the DDT produced a mortality superior to that of deltametrine on masonry (Fig. 2). The same occurred on wood and on dwattle/daub (Figs. 3, 4), after 30 days, but after 60 days the DDT began losing its activity more rapidly than did the deltametrine. For wood (Fig. 3), the mortality indices for DDT dropped from more than 150 after 30 days to values between 9 and 20 at 60 days and fell even further after 210 days. Deltametrine, on the other hand, maintained values between 50 and 70 up to 210 days. After that, the values for both insecticides dropped from about 5 to 1 after 360 days. On the wattle/daub (Fig. 4), the DDT showed indices below 10 up to 180 days but these increased to about 40 at 120 and 150 days. After 180 days, both insecticides showed a drop in mortality with values below 0.1 at 270 days. However, even at these low values, deltametrine showed levels of mortality superior to those of DDT.

In any case, when the mortality

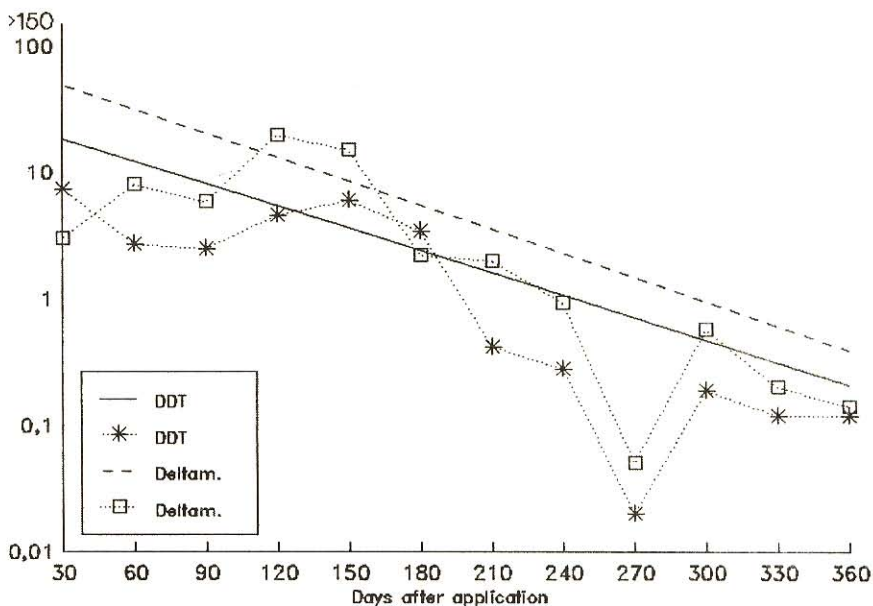


The lines indicate logistic regression curves

Figure 2. Mortality indices on masonry at 24 hours.



The lines indicate logistic regression curves



The lines indicate logistic regression curves

Figura 4. Mortality indices on wattle/daub at 24 hours.

indices predicted by regression, (Fig. 2), are analyzed, it can be seen that they are inferior on wattle/daub walls as compared to masonry and wood. This is an indication of the low activity of both insecticides on this surface.

Our results were better than those obtained by Bitsindou (1982), who evaluated the residual power of deltamethrine at 25 mg/m² on a cement substrate and recorded a mortality of 88% four months after treatment. In Guatemala, under the same conditions, only 47% mortality was obtained after 167 days. In another experiment conducted in the city of Sucre, Bolivia, Saume *et al.* (1993) observed a 70% mortality after 98 days on concrete surfaces.

High mortality figures on wooden surfaces have also been obtained in other countries. In the Philippines in 1979, using deltamethrine at 10 mg/m² on five different

types of plant covered surfaces, 100% mortality was found 6 months after treatment. In Guatemala, using deltamethrine at 25 mg/m² (wettable powder), 100% mortality was seen on wooden surfaces 167 days post treatment (Dartigues, 1987).

The results of this study reveal that wooden surfaces have higher mortality figures with both insecticides and that deltamethrine has greater stability and with greater mortality than DDT.

Data obtained in the present study show that on the wattle/daub surfaces neither insecticide reached 90% mortality after 30 days. After 210 days, the activity of both insecticides was greatly reduced especially that of DDT (FW = 64.76; DDT = 27.10 %). Deltamethrine lasted better on this type of wall. This finding is similar to that of Coosemans and Sales (1977) who compared the residual effect of deltamethrine on dried mud with that

of permethrin and malathion. They concluded that deltamethrin is more persistent than permethrin and equal to malathion. In an experiment done in China in 1982 by Guangdong of the Provincial Institute of Parasitic Disease, the mortality on clay bricks did not exceed 3.3% after 22 days. Wood is the material that should be used in the construction of houses in areas of malarial endemicity, thus, deltamethrin having greater residual power could be used only every 9 months. In this way, the costs of public health campaigns could be reduced.

CONCLUSIONS AND RECOMMENDATIONS

Wood: The action of deltamethrin was superior to that of DDT except at 30 days post treatment when the latter showed a 100% mortality. On wooden surfaces, the drop in mortality was gradual up to 360 days with that for deltamethrin usually higher.

Masonry: DDT showed a higher mortality up to 60 days at which time its activity decreased while the effectiveness of deltamethrin appeared to increase. The activity of both insecticides dropped off after 240 days.

Wattle/daub: Neither insecticide showed as much as 90% mortality at 30 days. After 210 days, the deltamethrin still showed a mortality of 65% compared to 27% for DDT.

ACKNOWLEDGMENTS

This research was supported by the Brazilian National Research Council (CNPq) and the Chemical Products Division of "Químicos Comércio e Indústria S.A."

Literature cited

- Bitsindou, G. G. P. 1982. Impact des traitements insecticides (DELTAMETHRINE) sur la transmission du paludisme et sa morbidité dans un village des environs de Brazzaville (Rép. du Congo)-Thèse de doctorat de 3e cycle - *Univ. Paris Sud* (Orsay - France) - Congo.
- Coosemans, M. H.; Sales, S. 1977. Stage IV evaluation of five insecticides - OMS-43, OMS-1810, OMS-1821, OMS-1825 and OMS-1998 - against anopheline mosquitoes at the Soumouso experimental station, Bobo Dioulasso, Upper Volta. *WHO/VBC/77.663*.
- Dartigues, V. 1987. Utilización de la deltametrina en el control de la malaria. Paris, Roussel-Uclaf Division Agrovet. 77p.
- Marrques, A. C.; Cárdenas, G. H. 1994. Combate à malária no Brasil: evolução, situação atual e perspectivas. *Rev. Soc. Bras. de Med. Trop.* 27: (Sup III)91-108.
- PAHO/WHO (1991) Status of malaria programs in the Americas. XXXIX Report. *Pan American Health Organization/World Health Organization*, CD35/INF/2.130p.
- Saume, F.; Hernandez, A.; Vera, J.; Salcedo, A.; Ledezma, M. 1993. Comportamiento del K-Othrine en el control de *Anopheles aquasalis* en el Estado Sucre (1987). *Segundo Simposium Latino Americano sobre Biología y control de vectores de enfermedades en Humanos* (Resumos). Roussel, Estado Nueva Esparta, Venezuela. p.6.
- Tadei, W. P.; Mascarenhas, B. M.; Podestá, M. G. 1983. Biología de anofelinos amazônicos. VIII. Conhecimentos sobre a distribuição de espécies de *Anopheles* na região de Tucuruí-Marabá (Pará). *Acta Amazonica*, 13:103-140.
- Tadei, W. P. 1993. Biología de anofelinos amazônicos. XVIII. Considerações sobre as espécies de *Anopheles* (Culicidae), transmissão e controle da malária na Amazônia. *Mem. Inst. Oswaldo Cruz*.